



# Total Ballots Returned

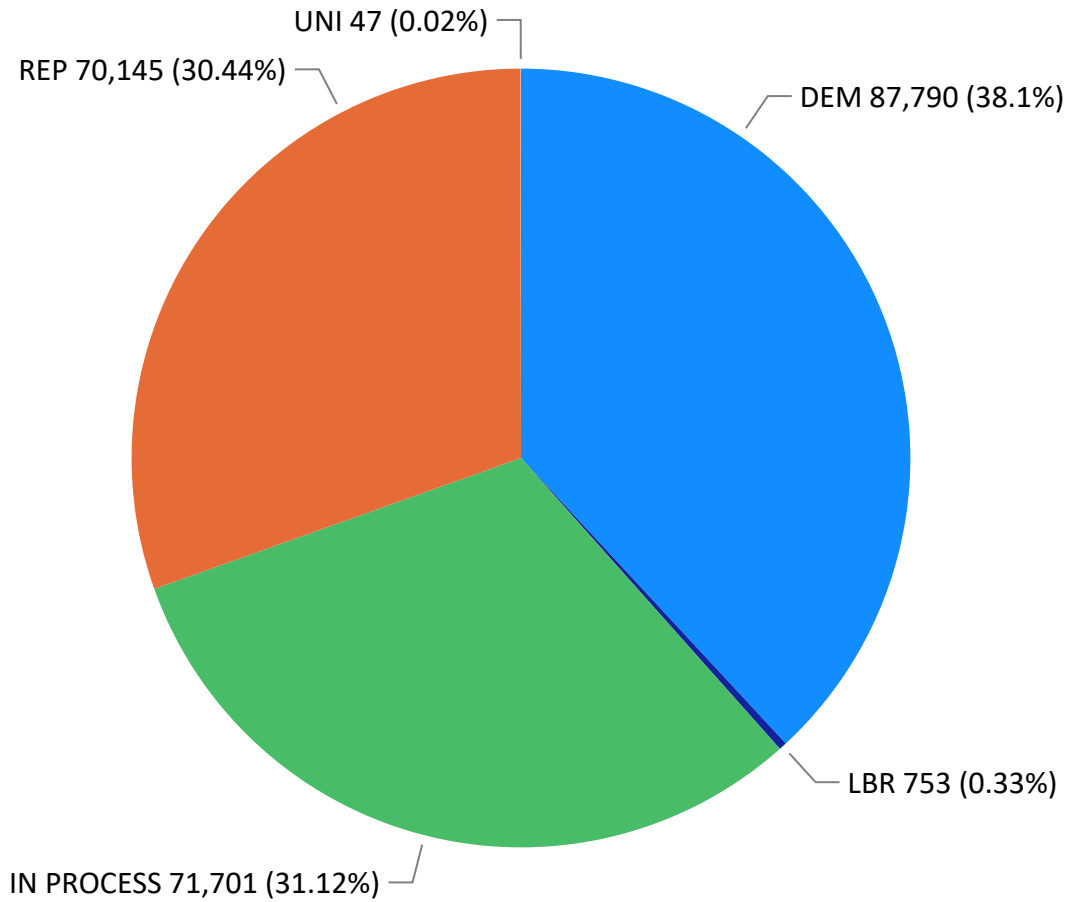
As of 11:59 PM 06/17/2026

2026 June Primary Election  
June 18, 2026

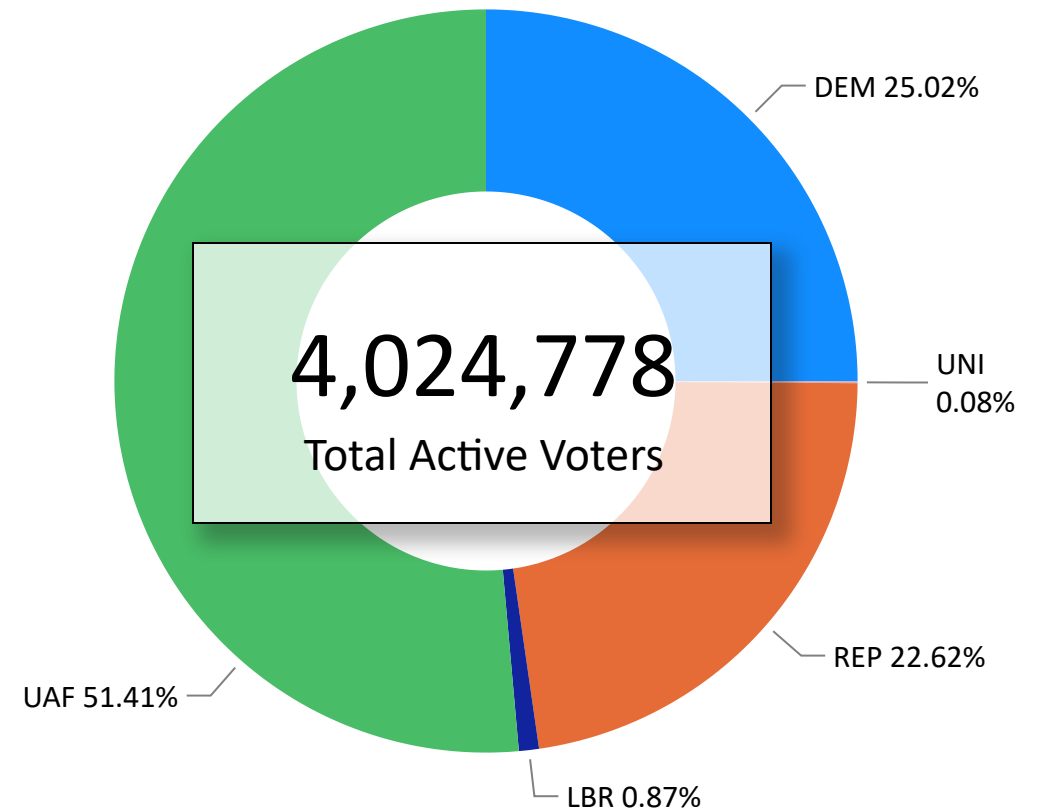
Ballot Return Reporting

## 230,436

### Ballots Returned by Party Registration



### Percent of Total Active Voters by Party Registration



# Total Ballots Returned

As of 11:59 PM 06/17/2026

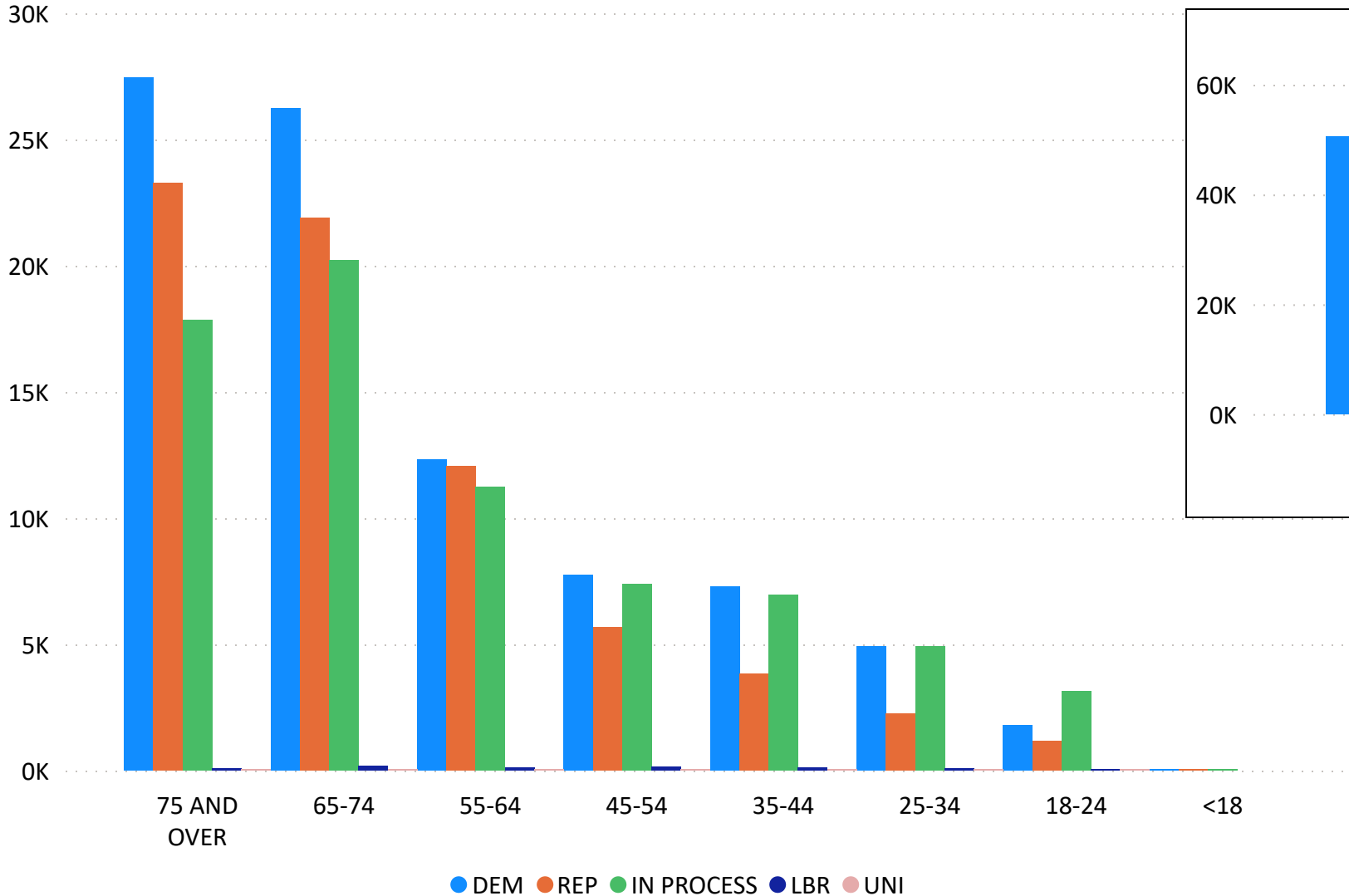
2026 June Primary Election

June 18, 2026

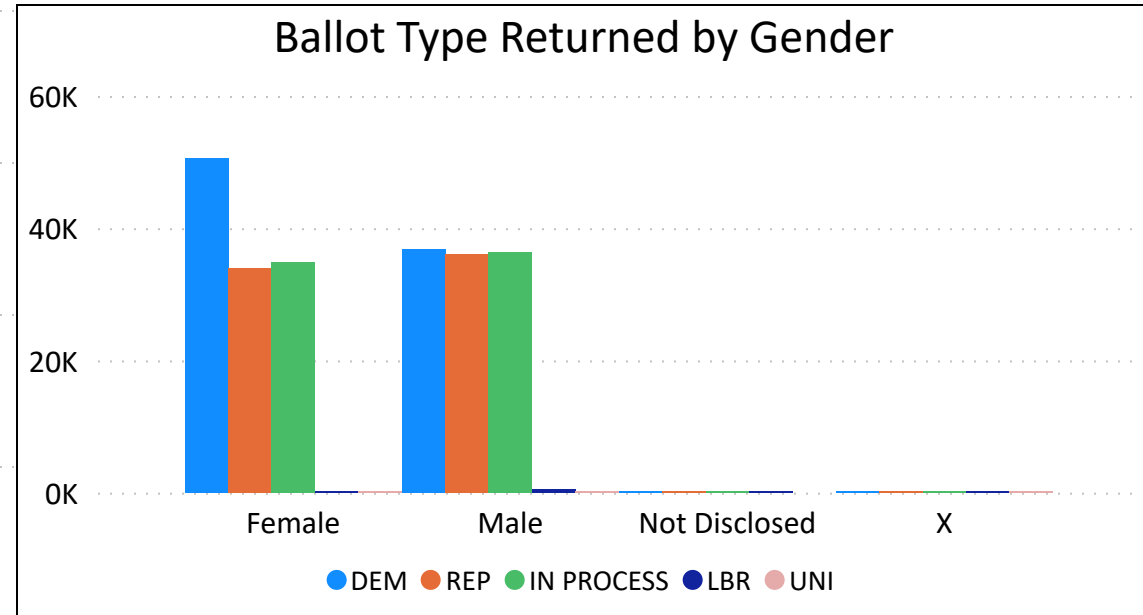
Ballot Return Reporting

## 230,436

Ballot Type Returned by Age Range



Ballot Type Returned by Gender



Abbreviation	Party
DEM	Democrat
LBR	Libertarian
REP	Republican
UNI	Unity

# Total Ballots Returned

As of 11:59 PM 06/17/2026

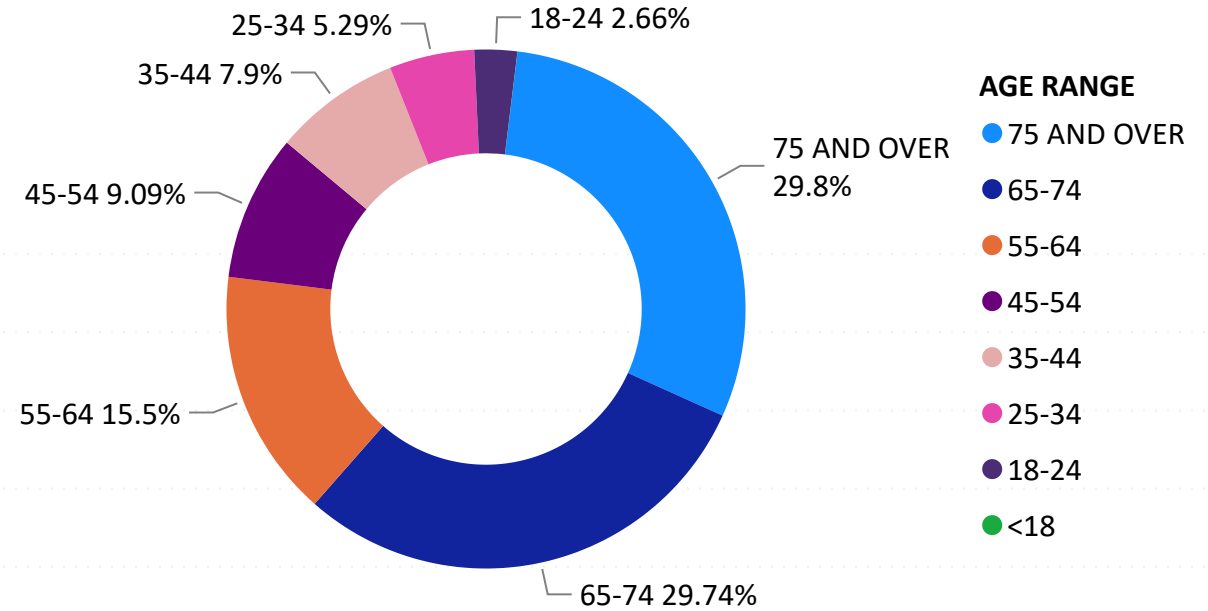
2026 June Primary Election

June 18, 2026

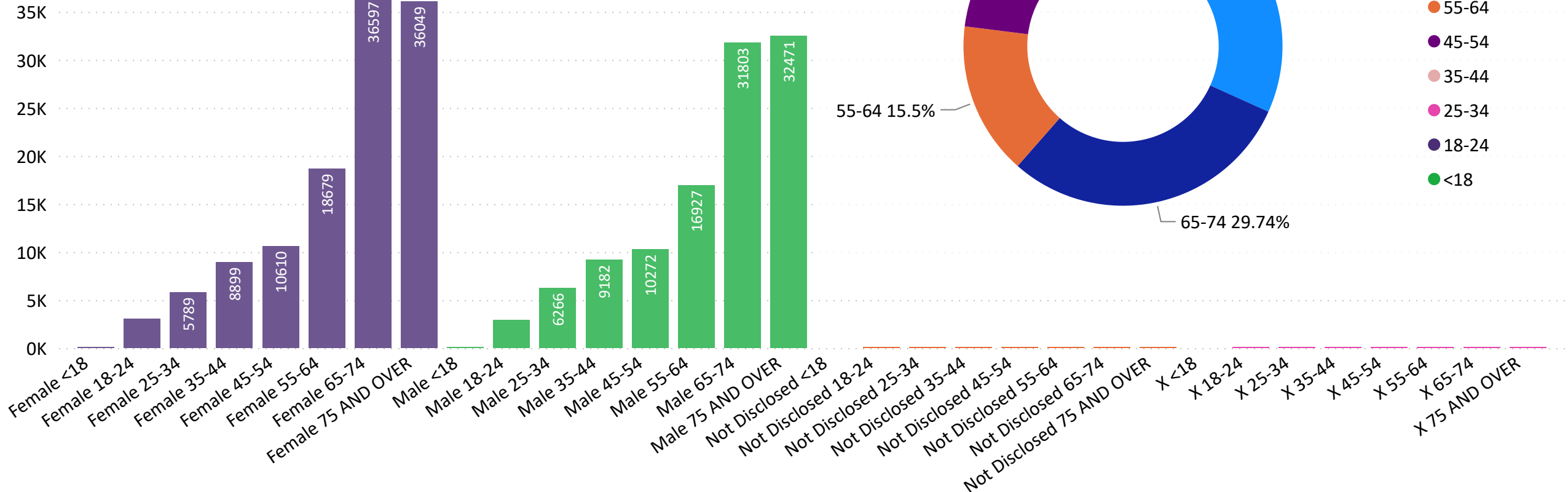
Ballot Return Reporting

## 230,436

Ballots Returned by Age Range



Ballots Returned by Gender/Age Range



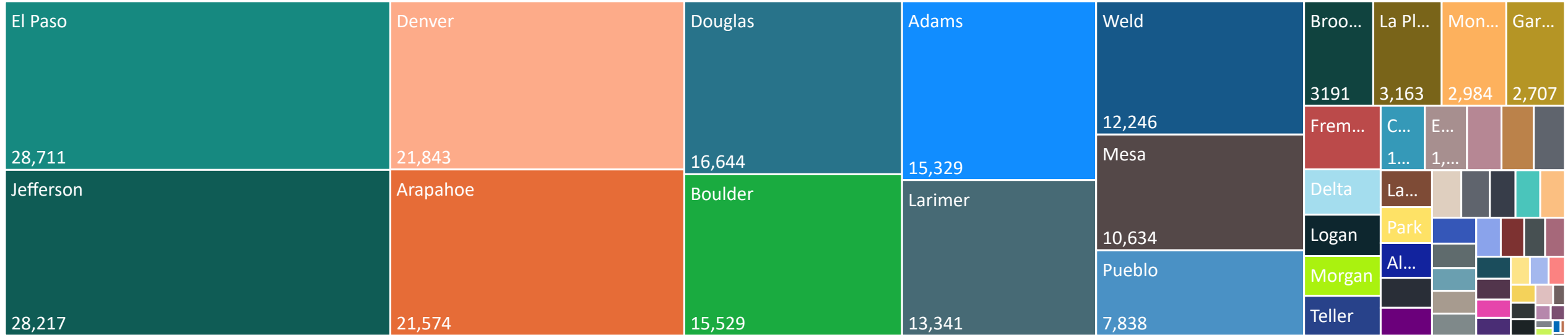
# Total Ballots Returned

As of 11:59 PM 06/17/2026

2026 June Primary Election  
June 18, 2026

Ballot Return Reporting

## 230,436



15,329	790	21,574	630	279	271	15,529	3191	1257	430
Adams	Alamosa	Arapahoe	Archuleta	Baca	Bent	Boulder	Broomfield	Chaffee	Custer
159	520	478	201	196	1535	21,843	101	16,644	1,201
Cheyenne	Clear Creek	Conejos	Costilla	Crowley	Delta	Denver	Dolores	Douglas	Eagle
28,711	15	2,151	2,707	360	444	24	94	337	106
El Paso	Elbert	Fremont	Garfield	Gilpin	Grand	Gunnison	Hinsdale	Huerfano	Jackson
28,217	178	404	3,163	180	13,341	839	319	1,398	10,634
Jefferson	Kiowa	Kit Carson	La Plata	Lake	Larimer	Las Animas	Lincoln	Logan	Mesa
44	538	4	2,984	1347	883	423	813	340	505
Mineral	Moffat	Montezuma	Montrose	Morgan	Otero	Ouray	Park	Phillips	Pitkin
614	7,838	600	517	921	58	59	233	982	1346
Prowers	Pueblo	Rio Blanco	Rio Grande	Routt	Saguache	San Juan	San Miguel	Summit	Teller
236	444	12,246	681						
Sedgwick	Washington	Weld	Yuma						

# Total Ballots Returned

As of 11:59 PM 06/17/2026

2026 June Primary Election

June 18, 2026

Ballot Return Reporting

230,436

85,277

Ballots Returned by Unaffiliated Voters

2,069,188

Active Eligible Unaffiliated Voters

